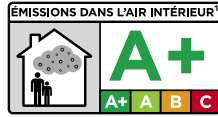


CERMILATEX

ADMIXTURE RESIN



 White



DESCRIPTION

Aqueous admixture resin that partially replaces mixing water to improve mortar performance. The resulting liquid is called the 'mixing solution'.

ADVANTAGES

- Improves mortar adhesion
- Reduces porosity and increases damp-proofing
- Improves consistency and mechanical performance

WHERE TO USE

PURPOSE

- Interior and exterior walls and floors
- Ideal for rooms subject to heavy mechanical stresses (French class U4P4S), for swimming pools and heated floors

SUPPORTS

Traditional mortars


- Can be used on-site – compatible with cement, plaster and lime.
- Spatter dash and cement slurry
 - Masonry mortars: set-up, assembly, resealing
 - Screed for floors subject to heavy mechanical stresses (French classes P4 and P4S)
 - Screed on fresh slurry according to French standard DTU 52.1.
 - Waterproofing coating in swimming pools
 - Concrete bonding
 - Repairs of spalling, reprofiling on reinforced or prestressed concrete (Use CERMIREP PASSIV to passivate steel reinforcements)
 - Plaster for smoothing walls
 - Plaster for chimney stacks and solin flashing

Industrial mortars

- Manufactured in our factories (See Product Preparation)
- Grouting mortars
 - Powdered plaster for smoothing walls
 - Adhesive mortars

HOW TO USE

Note: The following is a typical description of application. If your site has other parameters, contact our Technical Department.



Application temperatures



Check surface



TOOLS

















Cement pail, mixer, trowels, floats, etc. depending on the application.

SURFACE PREPARATION

The surface should be sound, clean, solid, free of dust, not leach moisture, rough, and be free of form oils and poorly adherent materials.

PRODUCT PREPARATION

TRADITIONAL MORTARS

Example applications	Traditional mortar, buckets		Mixing solution, volumes	
	Cement	Sable 0/2, 0/4 or 0/5	Cermilatex	Water
Cement slurry for concrete bonding				
Spatter dash first coat				
Masonry mortar for blocks				
Strong screed				

Mix to the correct consistency, depending on how moist the substrate and sand are.

INDUSTRIAL MORTARS MANUFACTURED IN OUR PLANTS

For most of our cement-based mortars, the mixing solution can be prepared from 1 volume of CERMILATEX for 2 volumes of water. This applies to our adhesive mortars (except C2S2), our grouts (except CERMIJOINT SOFT, BM and HR), RAGRELISS, CERMIFORM and MORTIER 350 mortars, CERMICEM screeds.

Depending on the product to be mixed, the amount of mixing solution added to the powder can be reduced to achieve the desired consistency

APPLICATION

Slurry is usually applied using a scrubbing or nylon brush, see DTU 26.2 and DTU 42.1.

Spatter dash is usually applied using a brush, see DTU 26.1.

Masonry mortar is generally applied using a trowel, see DTU 20.1.

Screed is drawn out using a screed tool according to the pre-defined guides, applied and levelled according to DTU 26.1.

Sealing mortar is drawn out using a screed tool according to the pre-defined guides, levelled and then the tile is laid on the fresh slurry, according to DTU 51.2.

Adhesive mortar is applied using serrated spatula (notched trowel). See DTU 52.2.

Grout is applied using KITAJOINT. See DTU 52.2.

CLEANING AND MAINTENANCE

Clean with water after use and before the mortar hardens.

AVIS / COMMENTS

Do not use pure CERMILATEX as a primer.

Protect the application area from rain, frost and high temperatures.

TECHNICAL CHARACTERISTICS

APPARENCE – COMPOSITION

Aqueous polymer emulsion of synthetic resins.

COVERAGE

“**Slurry**”, approximately 0.12 l/m² and mm thick.

“**Spatter dash**”, approximately 0.90 l/m² and mm thick.

TECHNICAL CHARACTERISTICS

Density: 1.05

PACKAGING

2 litre can: 320 per pallet (in boxes of 10)

5 litre can: 128 per pallet (in boxes of 4)

20 litre can: 24 per pallet

1000 litre drum

STORAGE & SHELF LIFE

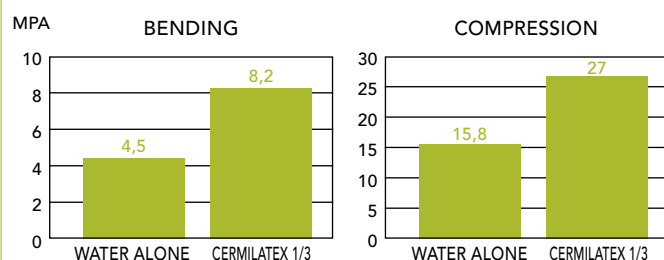
Storage & shelf life: 1 year in the original packaging, protected from frost and sunlight.

SAFETY INSTRUCTIONS

- EMISSIONS IN INDOOR AIR (1): Information on the level of volatile substances emitted in air indoors, presenting a toxicity risk by inhalation, on a classification scale ranging from A+ (very low emissions) to C (high emissions).
- Consult the safety data sheet at www.quickfds.fr or ask CERMIX France for it.
- Always wear personal protective equipment that meets current guidelines and regulations.
- Dispose of the contents and container in accordance with local/regional/national/international regulations.

EXAMPLE OF USE WHEN ADDED TO OUR CERMIIJOINT TX ADHESIVE MORTAR

STRENGTH



Adding to mixing water.

We reserve the right to update this technical document. It is the user's responsibility to always check whether there is a more recent version available at our website, www.cermix.com. It is the responsibility of the person using the products to ensure that the products are compatible and suitable for the planned use. Prior tests may be carried out to confirm that products behave as expected.